

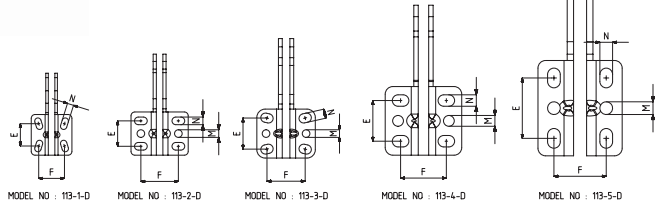
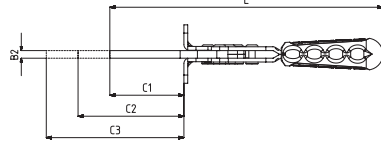
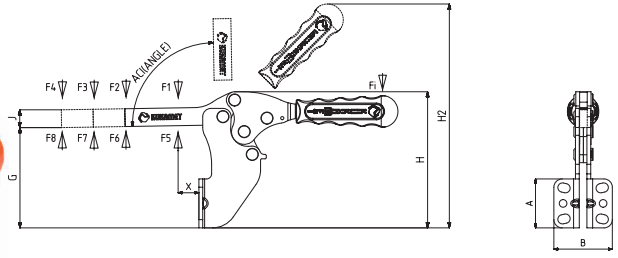
MODEL NO	SİYAH (BLACK)	F1 (N)	F2 (N)	F3 (N)	F4 (N)	F5 (N)	F6 (N)	F7 (N)	F8 (N)	Fi		AÇI (ANGLE) (±5 °)	AĞIRLIK (WEIGHT) (gr)
										(X1) VERİM (YIELD) (F1:Fi)	(C1) VERİM (YIELD) (F2:Fi)		
113-1-D	B 113 -	850	650	200	100	1000	800	200	125	7:1	3:1	90 °	140
113-2-D	B 113 -	1000	750	300	220	1200	1000	350	250	7:1	3:1	90 °	250
113-3-D	B 113 -	2300	1250	560	400	2500	1350	740	530	8:1	4:1	90 °	370
113-4-D	B 113 -	3500	1800	900	700	3650	2000	1035	800	9:1	4:1	90 °	870
113-5-D	B 113 -	4500	2000	1250	1000	5000	2125	1350	1080	10:1	5:1	90 °	1720

F1 - F2 - F3 - F4 : BASKI KUVVETİ (EXERTING FORCE) , F5 - F6 - F7 - F8 : TUTMA KAPASİTESİ (HOLDING CAPACITY) , Fi : UYGULAMA KUVVETİ (APPLIED FORCE)


113-D



*911-951
Bkz. Aksesuar Sayfası
*911-951
Please See Accessories Page



Ayak Tipi: Yan Tabanlı
Body Mounting Base: Side Ward



MODEL NO	A	B	B2	C1	C2	C3	D	E	F	G	H	H2	J	K	L	M	N	X1
113-1-D	32	32	5	40	90	140		13,5-21,5	19 - 21,5	55	73	128	10		148		5x9	12
113-2-D	34	45	5	60	110	160		20	25,5 - 33,5	34	90	149	14		184	Ø 6	6x10	13
113-3-D	38,5	46	6	58	108	158		24-25	27,5 - 32,5	41	107	183	14		215	Ø 6	7x9,5	16
113-4-D	54	60	8	91	141	191		32	32 - 40	46,5	135	230	19		296	Ø 8,5	9x13	18
113-5-D	75	66	10	117	167	217		42-53	42	54	177	291	25,5		345	Ø 10	10x15,5	25